

How to create an ADC payment for Income Tax, Sales Tax or FED and pay it online through any bank.

1. Go to any browser and in URL box type <https://e.fbr.gov.pk/> and press enter button

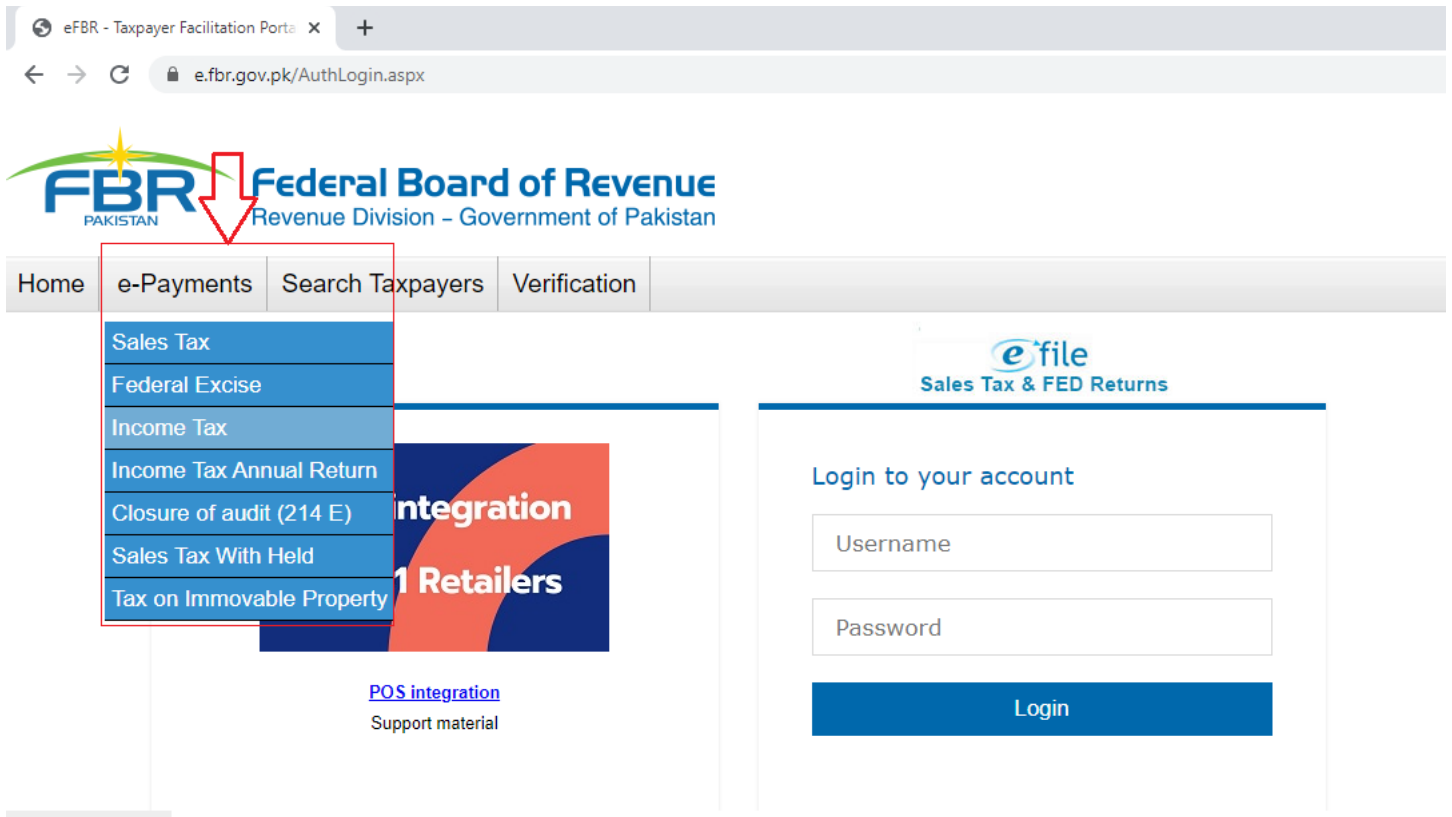


Image:01

2. Go to e-Payments Menu and select the payment type as shown in Image:01 above
3. Click the "Income Tax" or any option from the e-Payment Menu and click
4. A new payment creation form will appear as shown in the Image:02 below

Income Tax e-Payments

Taxpayer / Withholding Agent's particulars

Tax Year: Select Year Select Type: NTN/FTN Name: STRN:

Direct Taxes Payment Status: Preparing

Tax Payment Nature: Select Tax Payment Nature Tax Office: Select Tax Office

Amount in Figures:
 Amount in words:

Particulars of Payment:

Mode	Amount	PO/CH/AC No.	PO/CH Date	Bank	City	Branch
ADC (e-payment)	0					

ADCs/OTCs mode of payment has been compulsory for corporate taxpayers and taxpayers can pay its tax in all the banks and its branches by cash, cheque, pay order, ATM card and Internet Banking.

Contact Details:

Email Address:
 Mobile Number:

System shall send Email/SMS intimation for this PSID to above contact details. You can also provide other Mobile No/Email Address where you want to receive these notifications.

ADCs/OTCs mode of payment has been compulsory for corporate taxpayers and taxpayers can pay its tax in all the banks and its branches by cash, cheque, pay order, ATM card and Internet Banking.

If any bank/branch is not willing to accept the ADCs/OTCs generated PSID, Please send your complaint to the FBR helpline stating the PSID number and name of bank/branch so that SBP could initiate penal action against the concerned branch.

Image:02

- Fill this form, start by selecting the "Tax Year" From the Drop-Down list and NTN/FTN, CNIC or Reg. No. from "Select Type" Drop-Down. Once you Type NTN/FTN, CNIC or Reg. No and press "Tab" Name is automatically filled.
- Select "Tax Payment Nature" from the Drop-Down as shown in Image:03 Below

Direct Taxes Payment

Tax Payment Nature: Select Tax Payment Nature Tax Office:

Amount in Figures:
 Amount in words:

Particulars of Payment:

Mode	Amount	PO/CH/AC No.	PO/CH Date	Bank	City	Branch
ADC (e-payment)	0					

ADCs/OTCs mode of payment has been compulsory for corporate taxpayers and taxpayers can pay its tax in all the banks and its branches by cash, cheque, pay order, ATM card and Internet Banking.

Image:03

- Fill rest of the Form and Select ADC (e-Payment) Option in Particular of Payments as shown in Image:04 below

Particulars of Payment:

Mode	Amount	PO/CH/AC No.	PO/CH Date	Bank	City	Branch
ADC (e-payment)	10					

ADCs/OTCs mode of payment has been compulsory for corporate taxpayers and taxpayers can pay its tax in all the banks and its branches by cash, cheque, pay order, ATM card and Internet Banking.

Credit Card
 Pay Order
 Cheque
 Cash

Image:04

8. Fill the complete form as shown below, make sure to provide your active and correct email address and mobile number. Now press “Create” button from the bottom of the form as shown in below Image:05



Home Administration Registration Declaration Requests e-Payments e-Folder CREST ADD IBAN Steel Sector Adj. Note Logout

Income Tax e-Payments

Taxpayer / Withholding Agent's particulars

Tax Year: 2021 Select Type: NTN/FTN
 Name: MUHAMMAD UMER AZIZ STRN: 1234567-9
 Select Business/Branch: [Dropdown]

Direct Taxes Payment Status: Preparing

Tax Payment Nature: Admitted Income Tax Tax Office: LTO ISLAMABAD

Tax Payment Section: 9203 - 137 - Admitted Income Tax

Taxpayer's NTN: 1234567-9 Taxpayer's CNIC/RegInc.: 6110119672609

Taxpayer's Name: MUHAMMAD UMER AZIZ

Taxpayer's Business: Select Business/Branch [Dropdown]

Taxpayer's Address: HOUSE NO.19-H STREET NO.11 F-6/3, ISLAMABAD

Taxpayer's Status: INDIVIDUAL NAM Code: 601131

Amount in Figures: 10

Amount in words: Ten Rupees And No Paisas Only

Particulars of Payment:

Mode	Amount	PO/CH/AC No.	PO/CH Date	Bank	City	Branch
ADC (e-payment)	10					

ADCs/OTCs mode of payment has been compulsory for corporate taxpayers and taxpayers can pay its tax in all the banks and its branches by cash, cheque, pay order, ATM card and Internet Banking.

Contact Details:

Email Address: abc@yahoo.com
 Mobile Number: 03337654321

System shall send Email/SMS intimation for this PSID to above contact details. You can also provide other Mobile No/Email Address where you want to receive these notifications.

ADCs/OTCs mode of payment has been compulsory for corporate taxpayers and taxpayers can pay its tax in all the banks and its branches by cash, cheque, pay order, ATM card and Internet Banking.

If any bank/branch is not willing to accept the ADCs/OTCs generated PSID, Please send your complaint to the FBR helpline stating the PSID number and name of bank/branch so that SBP could initiate penal action against the concerned branch.

Image:05

9. Read the messages/instructions printed in red color on the form, remove if it shows any error and then press “Confirm” button from bottom of the form as shown in following Image:06

Contact Details:

Email Address: abc@yahoo.com
 Mobile Number: 03337654321

System shall send Email/SMS intimation for this PSID to above contact details. You can also provide other Mobile No/Email Address where you want to receive these notifications.

ADCs/OTCs mode of payment has been compulsory for corporate taxpayers and taxpayers can pay its tax in all the banks and its branches by cash, cheque, pay order, ATM card and Internet Banking.

If any bank/branch is not willing to accept the ADCs/OTCs generated PSID, Please send your complaint to the FBR helpline stating the PSID number and name of bank/branch so that SBP could initiate penal action against the concerned branch.

(Alert) You have already created e-Payment with same amount for STRN/NTN/CNIC.

If you still want to create a similar payment click confirm button, to change details click back button.

Image:06

10. On pressing the “Confirm” button, your payment creation process is complete and you will get a PSID (Payment Slip ID) number. Please do take print of your PSID slip and note down the PSID number as this will be required to pay through online/mobile banking, OTC (Over the counter payment) and payment using ATM machines. Please press “Print” button as shown in Image:07 below.

PSID: 143914970

Your e-Payment Slip has been created successfully

Click on **Print** button to download PSID on your computer.

You may deposit your payments in any NBP/SBP branch. Following is the list of branches nearest to your business.

Locate nearest Branch in your city:

ISLAMABAD

Code	Branch Name	Phone
0977	A.I.O.U. BRANCH	051/9250203
1456	AABPARA BRANCH	051-9204907
2148	BHARA KAHU BRANCH, ISLAMABAD	051-1234567
0882	BLUE AREA BRANCH, ISLAMABAD	051-9204638
2221	CORPORATE BRANCH G-5 ISLAMABAD	051-9244735
0501	D-Block Branch Islamabad	051-9209403
2165	D.H.A PHASE-I BRANCH, ISLAMABAD	0335-5161186
2323	DHA PHASE II BRANCH, ISLAMABAD	051-5419526
2170	E-11 BRANCH, ISLAMABAD	
1933	F-10 Markaz Branch Islamabad	051-9266546
2297	F-7 MARKAZ BRANCH, ISLAMABAD	
1694	F-8 MARKAZ BRANCH, ISLAMABAD.	051-2853360
1932	G-9 MARKAZ BRANCH, ISLAMABAD.	051-9261213
1506	G.T. ROAD RAWAT BRANCH, ISLAMABAD	051-4610395
1663	HOLIDAY INN HOTEL BRANCH, ISLAMABAD	051-9205087
2164	I & T CENTER, G-10 MARKAZ BRANCH, ISLAMABAD	051-2354888
2168	I-10 MARKAZ BRANCH, ISLAMABAD	
2309	I-8/3 BRANCH, ISLAMABAD	
1531	INDUSTRIAL AREA BRANCH	051-9258672
2290	ISLAMIC BANKING BRANCH, I & T CENTRE, G-9/1, ISLAMABAD	
0341	MAIN BRANCH, ISLAMABAD	051-9201996
1725	Margalla Branch Islamabad	051/9221644 - 6206545
1628	MARRIOTT HOTEL BRANCH	051-2826121
0474	MINISTRY OF FOREIGN AFFAIRS	051-9201530
1469	N.H.Q. BRANCH ISLAMABAD	
1654	N.I.H. BRANCH ISLAMABAD	
1575	NBP AIR PORT BRANCH, ISLAMABAD	051-9280425
2067	NBP TRAMRI CHOWK BRANCH ISLAMABAD	051-2615669
1780	P.I.M.S. BRANCH	051/9261421
1732	P.M Sectt. Branch Islamabad	051-9204308
1539	PAK AGRI RESEARCH COUNCIL BR. G-5, ISLAMABAD	
0565	Pinstech Nilore Branch Islamabad	
2150	POLICE FOUNDATION HOUSING SOCIETY BRANCH, ISLAMABAD	051-5194473
2123	RIZWAN PLAZA BLUE AREA ISLAMIC BANKING BRANCH, ISLAMABAD	051-9245211
0485	S-Block Branch Islamabad	051-9207624
2169	STOCK EXCHANGE BRANCH, ISLAMABAD	
0854	SUPER MARKET BRANCH, ISLAMABAD	051-9206696

Print

Image:07

11. Following Image:08 is a sample PSID Slip Print



INCOME TAX PAYMENT CHALLAN

PSID # : 143937930

LTO ISLAMABAD 6 4 2019

Name of LTU/MTU/RTO LTU/MTU/RTO Code Tax Year

Nature of Tax Payment Admitted Income Tax Misc. CVT Month/Year

Demanded Income Tax Advance Income Tax Withheld Income Tax (Final) (only for payment u/s 149)

Withheld Income Tax (Adjustible) WPPF/WWF

Payment Section 137 Admitted Income Tax Payment Section Code 9203

(Section) (Description of Payment Section) Account Head (NAM) B01131

Taxpayer's Particulars (To be filled for payments other than Withholding Taxes) (To be filled in by the bank)

CNIC/Reg./Inc. No. 61101-1967260-9

Taxpayer's Name MUHAMMAD UMER AZIZ Status INDIVIDUAL

Business Name _____

Address HOUSE NO.19-H STREET NO.11 F-6/3, ISLAMABAD

FOR WITHHOLDING TAXES ONLY

CNIC/Reg./Inc. No. _____

Name of withholding agent _____

Total no. of Taxpayers _____ Total Tax Deducted _____

Amount of tax in words: Ten Rupees And No Paisas Only Rs. 10

Modes & particulars of payment

Sr.	Type	No.	Amount	Date	Bank	City	Branch Name & Address
1	ADC (e-payment)			10			No Branch

DECLARATION

I hereby declare that the particulars mentioned in this challan are correct.

CNIC of Depositor 61101-1967260-9

Name of Depositor MUHAMMAD UMER AZIZ

Date _____



PSID-IT-000102164936-002019

Stamp & Signature _____

Image:08

- Now You can go to any banking online application, Mobile Banking, ATM or Visit Over the Counter of any commercial Bank branch for payment of this PSID. Following are the payment steps using standard chartered online banking.
- Go to Bank website (Image:09) provide your respective details to login

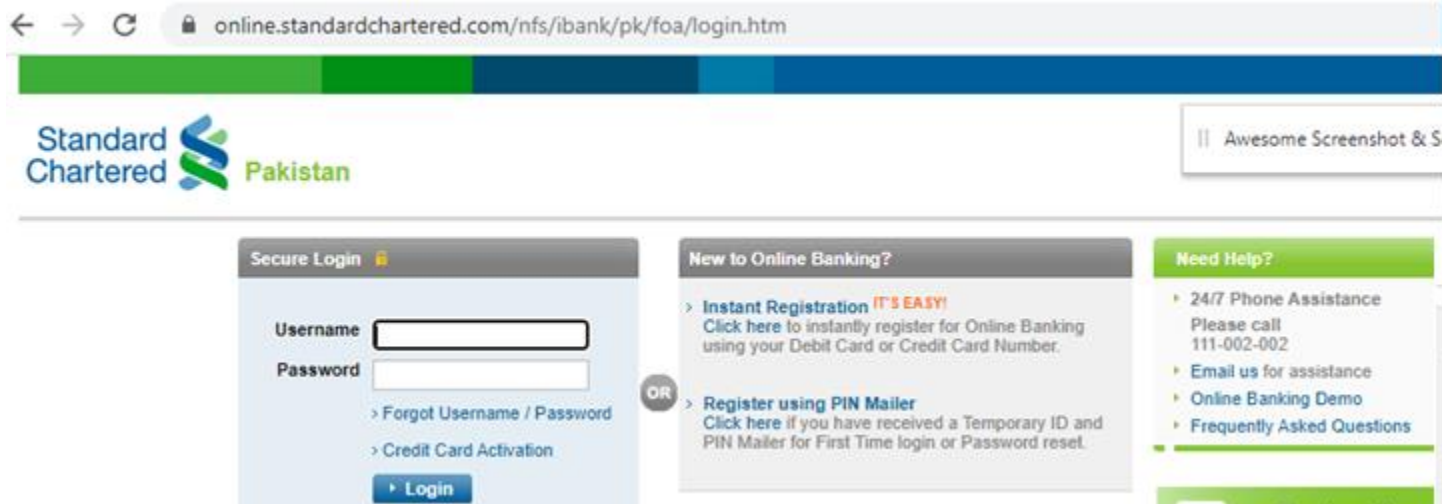


Image:09

14. Select "Payments" option from left Menu Image:10

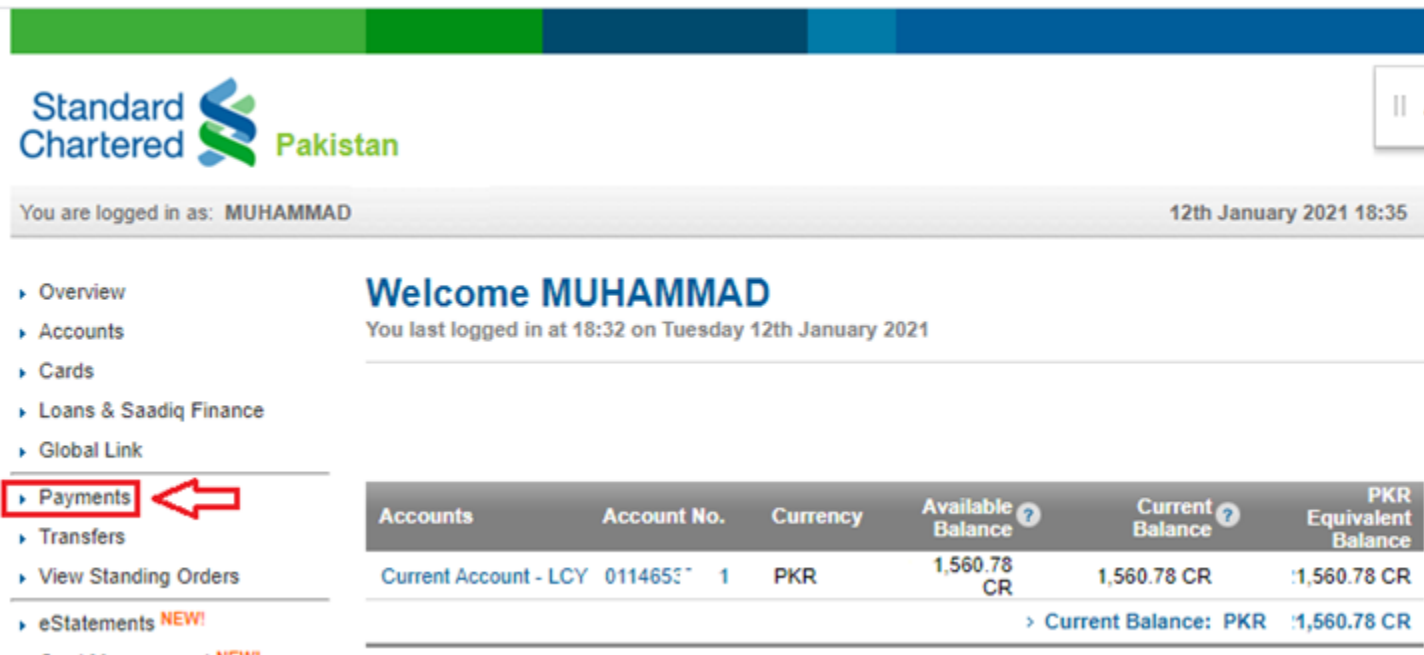


Image:10

15. Select "TAX PAYMENTS" from Bill Payee Type, and "FBR/PRA" from Bill Payee Name as in Image 11 below

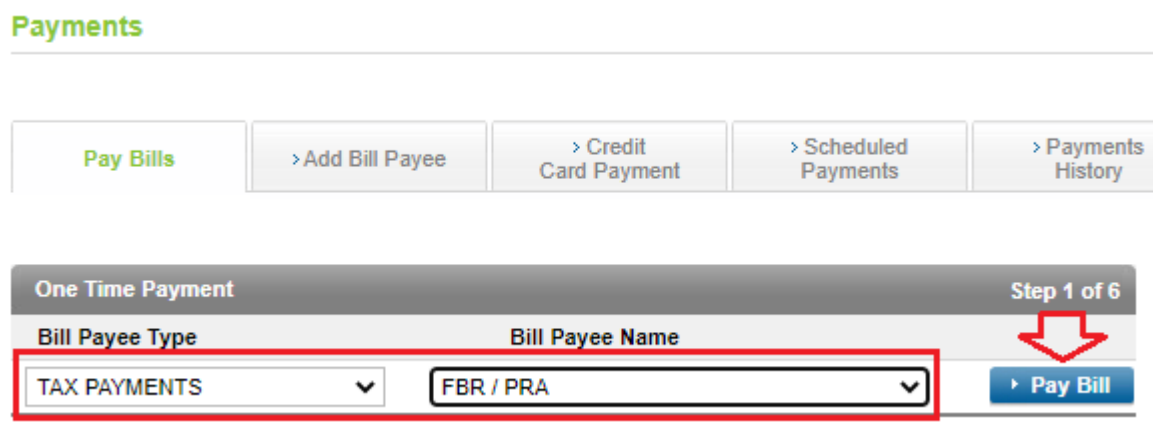



Image:11

Type your PSID you want to pay in "PSID" field and press next Image:12

Payments

Pay Bills	> Add Bill Payee	> Credit Card Payment	> Scheduled Payments	> Payments History
------------------	------------------	-----------------------	----------------------	--------------------

One Time Payment		Step 2 of 6
Enter the PSID		
Bill Payee Type	TAX PAYMENTS	
Bill Payee Name	FBR / PRA	
PSID	<input type="text" value="143937930"/>	Help
		
Back		Next


Bill Payment Steps	
1	Select Bill Payee ✓
2	Enter Bill Details
3	Enter Payment Details
4	Confirm Details
5	Enter OTP
6	Request Submitted

Image:12

16. Verify the details of payment loaded as in Image:13 and press Next to

Payments

Pay Bills	> Add Bill Payee	> Credit Card Payment	> Scheduled Payments	> Payments History
------------------	------------------	-----------------------	----------------------	--------------------

One Time Payment		Step 3 of 6
Please enter the details.		
Bill Payee Type	TAX PAYMENTS	
Bill Payee Name	FBR / PRA	
PSID	143937930	
Payment Amount	PKR 10.00	
From Account	<input type="text" value="Current Account - LCY, 0% ... 201, PKR, 1,560.78 CR"/>	
Payment Date	12/01/2021	
Payment Reference	<input type="text" value="Online Bill Payment"/>	
		
Back		Next

Bill Payment Steps	
1	Select Bill Payee ✓
2	Enter Bill Details ✓
3	Enter Payment Details
4	Confirm Details
5	Enter OTP
6	Request Submitted

Image:13

17. Agree to the terms and conditions and Press "Confirm" Image:14

Payments

- Pay Bills**
- > Add Bill Payee
- > Credit Card Payment
- > Scheduled Payments
- > Payments History

One Time Payment Step 4 of 6

Please review and confirm payment Details.

Bill Payee Type	TAX PAYMENTS
Bill Payee Name	FBR / PRA
PSID	143937930
Payment Amount	PKR 10.00
From Account	Current Account - LCY,0114L33_201,PKR
Payment Date	12/01/2021
Payment Reference	Online Bill Payment

I have read and understood the [Terms & Conditions](#) and agree to abide by them

Pay Bills	
1	Select Bill Payee ✓
2	Enter Bill Details ✓
3	Enter Payment Details ✓
4	Confirm Details
5	Enter OTP
6	Request Submitted

- < Back
- Confirm >

Image:14

18. Provide the OTP and Email PIN to complete your online Payment

Payments

- Pay Bills
- > Add Bill Payee
- > Credit Card Payment
- > Scheduled Payments
- > Payments History

One Time Payment Step 5 of 6

Please enter the One Time Password(OTP) and PIN sent to your mobile phone and email address registered with bank.

Bill Payee Type	TAX PAYMENTS
Bill Payee Name	FBR / PRA
PSID	143937930
Payment Amount	PKR 10.00
From Account	Current Account - LCY,01146532201,PKR
Payment Date	12/01/2021
Payment Reference:	Online Bill Payment

One Time Password

Mobile Number:	+923335 11 068
One Time Password (OTP):	<input type="text"/>
Email Address:	****@yahoo.com
Email PIN:	<input type="text"/>

Pay a Bill

- 1 Select Bill Payee ✓
- 2 Enter Bill Details ✓
- 3 Enter Payment Details ✓
- 4 Confirm Details ✓
- 5 Enter OTP
- 6 Request Submitted

[← Cancel](#) [▶ Submit](#)

Note:

One-Time Password (OTP) will be sent to your registered mobile number and an email PIN will be sent to your registered personal email address. Please enter these on the screen to get verified.